



# CTL-2000



## Smart installation Tool

DZS have considered installation issues in its product strategy and specifically designed a smart and robust assistant to provide an easy, quick and accurate outdoor installation experience.



### Efficient Site Survey

With a compact form factor, both easy to use and carry, the **CTL-2000** Smart Installation Tool connects directly to the outdoor CPE. Attached through the RJ45 Power Over Ethernet port on the outdoor CPE, it delivers power via its replaceable rechargeable battery, providing the requisite portability for an efficient site survey.

The Smart Installation Tool is compatible with all of Casa Systems Outdoor CPE, irrespective of form factor, power levels and frequency bands.



### High Installation Precision

The **CTL-2000** includes an integrated electronic compass allowing capture of device bearing and elevation to an accuracy of 10 degrees.

**CTL-2000** integrates a WiFi 802.11b/g/n access point operating on the 2.4GHz band to connect to a visual and practical web interface. The web interface displays on portable wireless devices such as smartphones or laptops and provides clear diagnostic and troubleshooting information.

This allows a straightforward, reliable and interactive configuration of the outdoor CPE, easily finding the best location at the premises.

### Key Features Cont.



#### Smart & Robust Design

The robust weather resistant design is suitable for outdoor usage and has been designed to accommodate standard health and safety practices for working on ladders and roofs as well as the practical processes associated with the survey and installation of Outdoor CPE.



#### Removeable & Rechargeable Batteries

The tool comes complete with two rechargeable batteries and an AC battery charger.

The batteries supplied are of a common format compatible with power tools from manufacturers such as Milwaukee. Replacement batteries or higher power batteries can be easily obtained via local or online resellers.

### Device Features



#### Supporting AuroraPRO Installation Smartphone Application

The tool can be used together with Casa Systems AuroraPRO Technician Smartphone Installation Application during Site Survey and Installation.

Alternatively the CTL-2000 can be used on its own, and its integrated signal level LEDs used to establish correct outdoor CPE placement and orientation.



#### Hands Free Operation

When connected to an outdoor CPE the CTL-2000 can optionally be mounted onto a mounting rail that is integrated onto Casa Systems outdoor CPE enclosures.

When using the tool with an outdoor CPE without such a mounting rail, the provided carabiner strap may be used to hang the tool from an appropriate anchoring position on the outdoor CPE or Mounting Bracket.

Once mounted or hung on/from an outdoor CPE, the installers hands are free to be used for other activities.



#### Rj45 Connection To Outdoor Unit

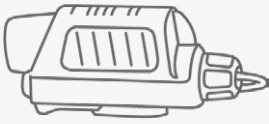
The CTL-2000 provides power to an outdoor CPE via Power Over Ethernet, and is rated up to 30W.

The tool comes with a 50cm Cable with weather proof RJ45 glands on each end. If the cable is damaged, the installer is able to replace the cable and re-use the RJ45 glands.

The installation of the glands on the cable is identical to the practice followed by the Installer on the final installed Ethernet cabling to the outdoor CPE.

When not in use, the provided cable can be secured using an attached cable tidy.

### What's In The Box



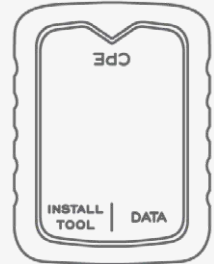
1 x Installation Assistant  
(CTL-2000)



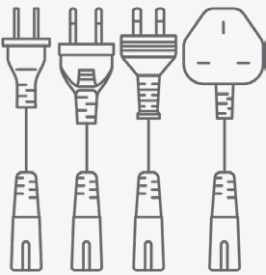
2 x Battery Packs  
(Li-ion, 2Ah, removable)



1 x AC Battery Charger



1 x Ethernet  
Passthrough Adaptor



AC Charging Cables:  
NA, EU, AU, UK



1 x Storage Pouch



1 x Carabiner Strap



1 x Safety/Compliance Leaflet  
1x Welcome Card





# CTL-2000 Smart Intallation Tool

## Technical Specifications

### Model Number

+ CTL-2000

### Connectivity

- + Integrated WiFi 802.11b/g/n 2.4 GHz
- + 1x Power Over Ethernet Connection RJ45
- + Bluetooth Low Power

### Power Over Ethernet

+ 802.3at 30W Power Class

### On Board Storage

+ 8GB eMMC - To be used for storage of outdoor CPE firmware images and configuration files

### Supplied Batteries

- + 2 x 2Ah Rechargeable Lithium-Ion Batteries (12 V)
- + >2 hours battery life on a single fully charged battery @15W

### Battery Charger

- + AC Powered single battery charger provided.
- + Input: 100-240 VAC
- + Output: 12V/3A DC

### Replacement Batteries

- + Compatible with 48-11-2430 and 48-11-2460 batteries available from local online resellers
- + Warranty is only applicable whilst using the Casa supplied batteries or certified\* branded replacement batteries. The use of generic compatible batteries from other vendors is at the users risk.

### LED Indicators

- + 7 Multi Functional LEDS
- + 1 x Power/Battery
- + 1 x Compass Calibration
- + 1 x Radio Access Technology (4G/5G)
- + 3 x Radio Access Signal Level
- + 1 x Information

### Dimensions & Weight

#### Dimensions

- + 198 mm (7.8 in) with battery inserted (L)
- + 77 mm (3 in) (W)
- + 91 mm (3.6 in) (H)

#### Weight

- + 527g (1.15 lb)  
Ethernet cable, without battery
- + 712g (1.6 lb)  
Including Ethernet cable, with 2Ah battery

### Environmental

- + Ruggedized design suitable for outdoor usage
- + Operating temperature -15° to +40°C

### Certification & Compliance

- + FCC
- + UL
- + ROHS
- + RCM
- + CE
- + IC

\* 48-11-2430 and 48-11-2460 batteries

Specifications are subject to change without notice. Images shown may vary slightly from the actual product.  
© 2024 | All Rights Reserved



### Contact DZS today

**Website:**  
[www.DZSi.com](http://www.DZSi.com)  
[www.DZSi.com/contact-us](http://www.DZSi.com/contact-us)

**Email:**  
[info@DZSi.com](mailto:info@DZSi.com)  
[support@DZSi.com](mailto:support@DZSi.com)